

Shire Amateur Photographers' Society

'Our aim is not to compete against each other – rather, to learn from each other'

Greg Ford 0415 412 244 (9528 3475)

Website: www.sutherlandshirephotography.com.au

Email: gphoto@optusnet.com.au



S.A.P.S. (Shire Amateur Photographers' Society)
<https://www.flickr.com/groups/saps/pool/>



Shire Amateur Photographers' Society (SAPS)
<https://www.facebook.com/groups/shireAmateur/>

NEWSLETTER No. 206 (16/01/2019)



Hi everybody,

Happy New Year ...

Sorry for the lack of communication recently, but taking a real break this year, in fact, so much that I almost forgot the first outing for the year, but for some observant people, and have now rescheduled it to this Saturday evening (19th) – A Twilight Outing to Kurnell. *Details following ...*

How was your festive season and holidays? I hope you had a great time with family and friends – we did ... Coming home from our Shell Harbour's two week break, I had made two important decisions to start the New Year.

Firstly, I was happy with my decision to scale down teaching with my Photography Courses, by not continuing at Como Girl Guide hall, where I have taught 2500 students over the last 13 years.

You know me though, I cannot just stop teaching, after-all, it is my passion. In-fact I have broadened the opportunities for people to learn photography by introducing small mid-week daytime Courses as well as evening courses on Monday, Tuesday & Wednesdays, at my home/office at Bonnet Bay.

'Stage One' will be for people new to photography, keen to develop skills to take better images.

'Stage Two' is designed for my past photography students, and people with an already good photographic knowledge. It is designed to further extend their understanding of photography, but individually ...

It will answer each person's questions, extend their knowledge of settings, light & composition, but directed to each individual's own photographic interests. EACH COURSE ONLY HAS 6 STUDENTS

At the end of this Newsletter, is a brief of my new course ...

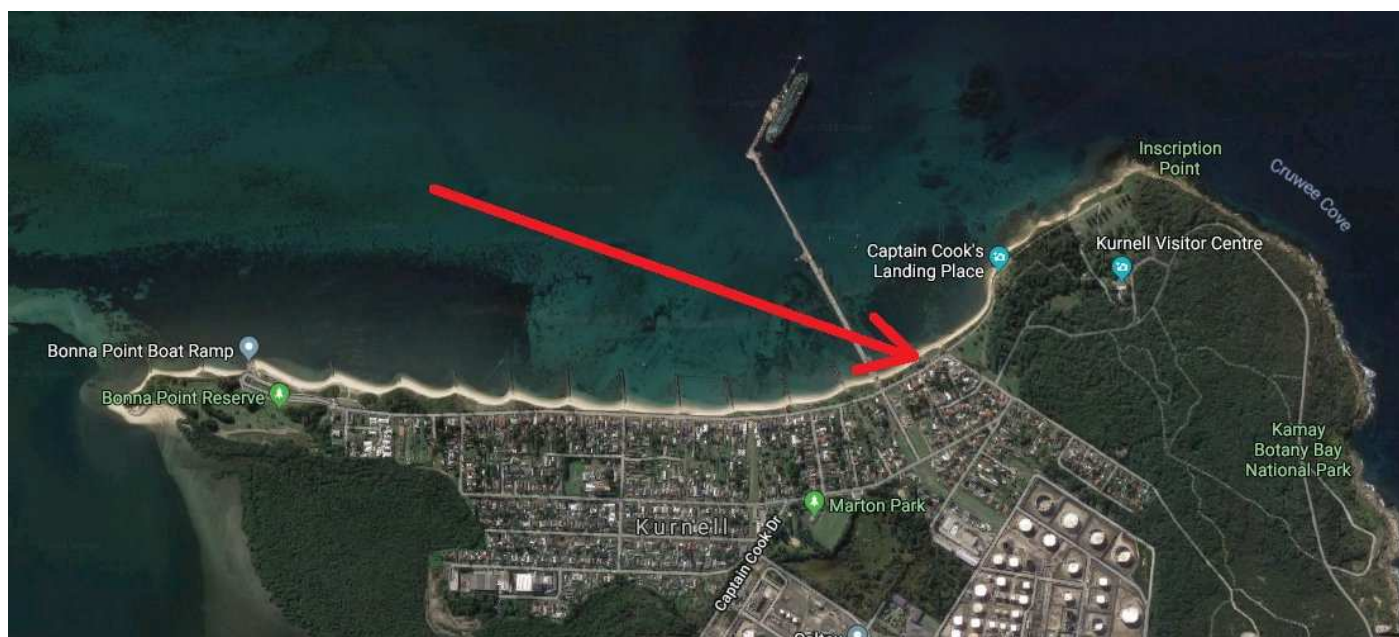


1st Society Outing for 2019

Saturday 19th January – Kurnell Twilight Shoot

Meet at location shown at 6.30pm (sunset at 8.07pm) wet alt Sunday 9th

(Weather unsure? ring to check if still on 0415 412 244 or Society Facebook page after 5pm)



NEXT SOCIETY MEETING

Thursday 7th February (7.15pm)

1st floor 'Club on East' (previously Sutherland United Services Club - SUS Club) opp. the car park - western side of Sutherland Station. 7.15pm start on 1st floor. Well-lit car park behind the club. Drive up to the boom gate, tell them you're coming to the Photographic meeting - they will let you in. At reception, tell them you're going to the Photographic meeting upstairs ... *arrive at 7pm for 7.15pm start*


TASKS for December/January


December:	'Celebration'
December/January:	'Sharp & Blur' (technical Task over holidays)
January:	'Split Second'

Celebration (over the festive season)



Sharp & Blur (Technical Task) using blur techniques to have one area of sharpness in an image, and the rest of the image blur





Split Second (a moment in time – any subject)



IMAGES to submit for FEBRUARY Meeting

You can send your renamed images by the 'WeTransfer program' till **Monday night (4th February)**
to: gfphoto@optusnet.com.au

***** Rename ALL images using the following format please:**

OUTING – Lilli Pilli Point Twilight Outing (3 images)

your name Lilli Pilli 2018-12

TASK for December – Celebration (3 images)

your name Celebration 2018-12

Technical TASK for December/January – Sharp & Blur (5 images)

your name Sharp-Blur 2018-12

OUTING – Kurnell Twilight Outing (3 images)

your name Kurnell 2019-01

TASK for January – Split Second (3 images)

your name Split Second 2019-01

Images will be shown at a future Society Meeting...

OUTING Opportunity - Friday 15th February - Harbour Cruise to watch a World Sailing Event



Photo: Matt Knighton/USA SailGP Team





World Sailing Special Event

At least 7 Society members have bought tickets already to go on a Captain Cook Catamaran Cruise (outside deck areas available) on FRIDAY 15th February, from King Street Wharf.

You would need to be at the Wharf by 2pm. The cruise starts at 2.45pm – 7pm.

Here is some of the details - You can ring me (0415 412 244) if you like, but if you decide to go, everybody just goes on-line and buys their own tickets (\$89).

When you book you can put in the 'Comments section' the following:

I would like to travel with GREG FORD group - 27KQTD

Links for further info:

<https://sailgp.com/races/sydney/>

<https://www.captaincook.com.au/sydney-harbour-cruises/whats-on-in-sydney/sailgp/fan1/?date=15/02/2019>

FAN PASS

All the action from the water onboard SailGP Sydney 2019 Official Spectator Boats. Get onboard with a Fan Pass and bring your own snacks on our fan-centric cruising catamarans.

- Friday 15 Feb 2019, 2.45pm to approx 7.00pm | Adults \$89 | Child 4-15yrs \$75
- Saturday 16 Feb 2019, 1.45pm to approx 6.00pm | Adults \$109 | Child 4-15yrs \$89
- Departing King St Wharf No.1
- BYO snacks (strictly no eskies or drinks). Fully licensed bar onboard
- Preferred viewing positions on the race area perimeter & live onboard TV coverage

SailGP Fan Pass get onboard and bring your own snacks with drinks for purchase on our fan-centric cruising catamarans.

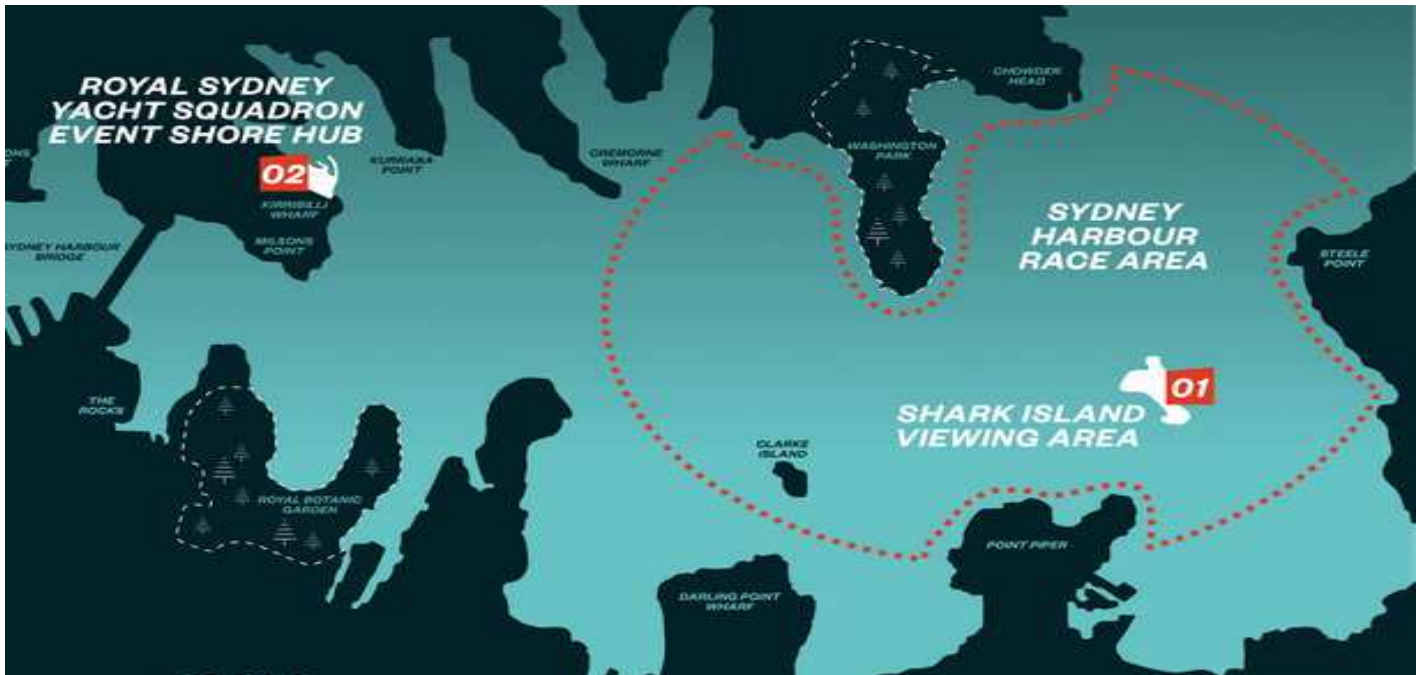
On Friday 15 February, the Official Spectator Boats depart King St Wharf No.1 at 2:45pm and return approx. 7:00pm

On Saturday 16 February, the Official Spectator Boats depart King St Wharf No.1 at 1:45pm and return approx. 6:00pm.

Inclusions	Need to know
Official Spectator Boat	Friday 15 February 2019
BYO snacks and purchase drinks onboard	Adult \$89, Child (4-15yrs) \$75
Preferred viewing positions on the race area perimeter	Fully licensed bar onboard
Live onboard TV coverage	BYO food - no eskies or drinks
	Download flyer
	SailGP Updates
	- Sign up for official updates & event info at sailgp.com
	Special Event conditions
	Credit Card Fraud Prevention
	- At check-in you will be required to present the credit card used to purchase your cruise online



Fan Pass spectator boat





Give me a ring if you are interesting in going ...

When you book you can put in the comments section on-line, the following:

Like to travel with GREG FORD - 27KQTD

Hope to see you on-board to experience the greatest Harbour in the world, with some of the fastest sailing boats in the world (up to 50km per hour).

Greg

UPCOMING TASKS

Tasks ahead of time, to allow them more time to prepare some images.

TASK for: **February – Stripes & Angles**
 March – A Bug's Life (images taken showing what bugs would see – low perspective)
 April - Danger

as selected by the Steering Committee ...

UPCOMING Activities (SAPS)

JANUARY

19th Sat OUTING – Kurnell Sunset Shoot (6.30pm) Sunset 8.10pm

FEBRUARY

7th Thu 7.15pm SOCIETY MEETING – 1st Floor 'Club on East'
15th Fri World Sail GP Race (Sydney Harbour)
24th Sun OUTING – t.b.a.

MARCH

7th Thu 7.15pm SOCIETY MEETING – 1st Floor 'Club on East'
24th Sun OUTING – t.b.a.

APRIL

4th Thu 7.15pm SOCIETY MEETING – 1st Floor 'Club on East'
14th Sun OUTING – t.b.a.

MAY

2nd Thu 7.15pm SOCIETY MEETING – 1st Floor 'Club on East'
18th Sat OUTING – t.b.a.

SOCIETY MEMBERSHIP for 2019

1. Please fill out Membership form (over)
2. Add to envelope with Waiver form (*if not filled out previously*) & 2019 membership fee (\$30)
3. Hand in at February Society Meeting or Outing you attend ...

Shire Amateur Photographers' Society

<i>Joined</i>	2019 Membership Form					\$30
<i>email</i>	<i>mailchimp</i>					
Name						
Address						
Email						
Contact No's	<i>Mobile</i>					
	<i>Home</i>					
Camera/s	<i>Make/s</i>					
	<i>Model/s</i>					
	<i>Lenses</i>					
YES I would like to get SMS messages about short notice OUTINGS						
Social Media I USE		<i>Facebook</i>	<i>Flickr</i>	<i>Other</i>		
How did you find out about Society						
List your favourite photographic subjects						
What computer do you use? (Mac or PC)						
What program do you use to enhance your photos?						

Other info:

4. Please fill out this form
5. Print your name on envelope – add this form, Waiver form & 2019 membership fee (\$30)
6. Hand in at next meeting you attend

<i>Office Use</i>	<i>Earlier</i>	<i>2012</i>	<i>2013</i>	<i>2014</i>	<i>2015</i>	<i>2016</i>	<i>2017</i>	<i>2018</i>	<i>2019</i>	<i>2020</i>	<i>2021</i>
-------------------	----------------	-------------	-------------	-------------	-------------	-------------	-------------	-------------	-------------	-------------	-------------

Shire Amateur Photographers' Society (G.R & J.L. Pty Ltd)

Risk Warning, Release and Waiver

Risk Warning and Acknowledgement

NOTE: This form only needs to be filled out once, whether for Greg's classes or Society Membership, not every year!

G.R & J.L. Pty Ltd organises and conducts photographic day trips, photographic trips away (local & overseas), photographic workshops and associated activities for people with an interest in photography, their family and friends, under the registered trading names of "Shire Amateur Photographers' Society" and "Sutherland Shire Photography".

Your ongoing participation in the photographic trips, workshops and activities provided by G.R & J.L. Pty Ltd ("the Company") may involve risk. The risks involved may result in personal injury and economic loss. Prior to undertaking any such trips, workshops and activities, you should ensure you are aware of all of the risks involved, including those risks associated with any health condition you may have.

By signing below, you acknowledge, agree, and understand that participation in photographic trips, workshops and activities provided by the Company may involve risk. You agree and undertake any such risk voluntarily and at your own risk. You also acknowledge that the risk warning above constitutes a 'risk warning' in accordance with the *Civil Liability Act 2002* (NSW).

By signing below, you agree that the liability of the Company, its directors, employees and related entities, for any harm, including:

- physical or mental injury (including the aggravation, acceleration or recurrence of such an injury);
- the contraction, aggravation or acceleration of a disease;
- the coming into existence, the aggravation, acceleration or recurrence of any other condition;

that may be suffered by you resulting from the photographic trips, workshops and activities, is excluded to the full extent that is permitted by law.

By signing below, you agree that the liability of the Company, its directors, employees and related entities, from any contract, tort (including negligence), breach of statutory duty or otherwise, for any economic loss, or any indirect or consequential loss, or from all other losses arising under or in connection with the photographic trips, workshops and activities provided by the Company, shall in no circumstances exceed the value of fees paid by you to the Company.

Signature: **Date:**

Name (Print):

Signature of Witness:

Name of Witness:

Address of Witness:

Sutherland Shire Photography

Greg's NEW Photography Course – 6 Students in Course – Tailored to YOU

Hi everybody,

This is to let you know that I am introducing a NEW, personalised Photography Course, from the start of 2019, catering for **past students**, as well as people with a new interest in photography.

The courses will ONLY have 6 students, and will be individually tailored to each students interests and photographic knowledge, no matter if you are a beginner - intermediate level - experienced photographer.

Because the courses only have 6 students, students will need to be graded by an individual's photographic knowledge. That way each course will contain people at a similar level. To do this I will get students to answer a few simple questions on the 'Enrolment Form', as well as having a chat with them.

My Courses have been running for 13 years (since 2005), at Como Girl Guide hall, teaching over 2,500 people in the Shire (and beyond). The NEW Course will not use this venue, instead, it will be conducted at my Home/Office in Bonnet Bay (Sutherland Shire) near Sutherland. This will now be the only course I am running, besides my Lightroom lessons, and Private lessons.

The course structure/syllabus has been totally changed, to now cater for extending an individual's knowledge tailored to their photographic interests. This is only possible because I have reduced the number of students for each course from, up to 24 in a class, down to only 6.

The courses are compiled of 8 x 2 hour lessons, which includes 6 theory lessons and 2 x 'hands-on' location Workshops. Tasks will be given each week, then images handed in to be viewed and discussed (anonymously) the following week. This will help students improve from this feedback, as the course progresses.

The cost of the course is \$200, and this covers the 8 x 2 hour weekly lessons (\$25 per week). Courses offered as evening or daytime courses, and run on demand throughout the year.

Note: Make-up lessons for lessons missed, are not possible for this type of course, sorry ...

There are 2 sections of this course:

- Part 1** – For beginners or people with limited photographic knowledge (see details further below)
- Part 2** – For those that have previously completed my course, or have a reasonable understanding of the settings on their camera.

Part 2 (Advanced Section) for past Students

This section is for people that have completed my course/s before, and want to review and update what they learnt, to better understand settings and techniques that were covered in the first course, then move forward, to become more confident with photographing a variety of subjects, locations and lighting situations.

There will be a strong emphasis on understanding composition - the key to great images.

For more advanced users, it will be about fine tuning skills and techniques, to understand fully you're options.

With others who have not studied with me previously, you can join this 'Advanced Section' if you already have a good understanding of camera settings, but want to extend yourself by learning more advanced photography techniques and composition theory.

This 'Advanced Section' is designed to be a flow-on course, where students can either complete the 8 lesson course, then leave to explore their new skills, or come back to continue the learning curve (maybe with some of your previous class mates). It is intended to run courses every 8 weeks, with a 4 week break (to practice), before coming back to progress with the next 8 week course. Again, the course content will be based on the student's needs and interests moving forward.

Note: The opportunity will be there to do other 'one-off' location Workshops (perhaps in the City) additional to the course, if there is enough class interest. We can also include Lightroom techniques into this course.

Part 1 (Beginner Section) of this Course – Is for people with limited photography knowledge. I will be teaching you how to get off AUTO and start really creating images that appeal, not from luck, but from understanding your camera settings and functions.

For beginners, the common problem is not understanding, that the light we see, is NOT necessarily the light that the camera will capture, creating frustration from a lack of understanding how to use the camera. Often a typical comment is 'the light and dark areas in my images are different to what I saw'? This results in the shadow detail being darker, and the lighter details being blown-out (overexposed) and desaturated? We will learn that contrast (the difference between the brightest and darkest areas in an image) is usually our enemy, but can also be our friend, by using that contrast to create B&W or silhouette images. We will also look at how the light's direction can affect the saturation of colours, blow-outs (lost detail) and shadows.

Cameras these days, overwhelm their owners, by the number of menu options, buttons and functions that they offer. Most cameras have around 200 combined options, and these become very confusing, to the point where it just seems to be too hard, so people just select the camera AUTO setting, and in doing so, lock away 60% of the functionality and creativity available from the camera.

In this course, we will strip this number of options down to 11 essentials, and in understanding these, will give you great results say 90% of the time.

We explore the 3 key camera settings of photography that control the way our images look.

- Shutter Speed
 - How fast the camera takes an image, impacts on how the image can look
 - It needs to be the last setting you check before taking ALL your images
- Aperture
 - This can increase or decrease the shutter speed
 - Create blur or sharp subjects within an image
 - Control the optical clarity (sweet spot) of an image
- ISO
 - Controls the sensitivity of light hitting the sensor
 - The higher the ISO number, the poorer quality of the image by ...
 - Seeing light brighter, by amplifying the light signal reaching the sensor
 - Created problem – Increases contrast, degrades (noise), desaturates
 - The lower the ISO number, the less sensitive (better result) by ...
 - Not amplifying the light reaching the sensor
 - Benefits – Reduces contrast, reducing noise, retains saturation

Greg



Thanks to Leigh the staff of Digi Direct (Miranda) for their support of our Photographic Society. For all your photographic requirements, see them – Bottom level, Shop 1098, Westfield Miranda (9589 5700)

Leigh is our new contact at Digi Direct, Miranda, so go in and tell him you are from the Photographic Society, and he will look after you ...

Participating in the 'Shire Amateur Photographers' Society' (SAPS) Activities

- Membership (2019) \$30 (calendar year)
- Meeting attendance \$ 5 (you can attend 2 meetings before joining)
- Society Outings/Outside Activities – Society must have a Risk Warning, Release and Waiver Form signed
- Unofficial Outings/Activities: These events are not formally run by the Society. They are activities that some of the Society members, friends, and families may join in together as private activities. These events may be promoted though on the SAPS Facebook site for anybody interested
- A Risk Warning, Release and Waiver form must be filled in if participating in a Society activity and will remain ongoing as long as you participate in Society activities.

Participating in 'Sutherland Shire Photography' (SSP) Activities

- Night & Day Mystery Tours and Trips Away require you to sign a Risk Warning, Release and Waiver Form
 - Trips Away (Society Members only) Active members take precedence, but family and friends can go on waiting list, so that if additional numbers are required (closer to departure), they are welcome to fill the gaps.
- Note: All people going on Trips must be members of the Society and have signed waiver forms.*

www.sutherlandshirephotography.com.au

0415 412 244

afphoto@optusnet.com.au