

# Shire Amateur Photographers' Society

*'Our aim is not to compete against each other – rather, to learn from each other'*

Greg Ford 0415 412 244 (9528 3475)

Website: [www.sutherlandshirephotography.com.au](http://www.sutherlandshirephotography.com.au)

Email: [gphoto@optusnet.com.au](mailto:gphoto@optusnet.com.au)



**S.A.P.S.** (Shire Amateur Photographers' Society)  
<https://www.flickr.com/groups/saps/pool/>



**Shire Amateur Photographers' Society (SAPS)**  
<https://www.facebook.com/groups/shireAmateur/>

## Newsletter No. 200 (11/09/2018)

Hi Everybody,

A milestone with this the 200<sup>th</sup> Newsletter going out - 13 years.

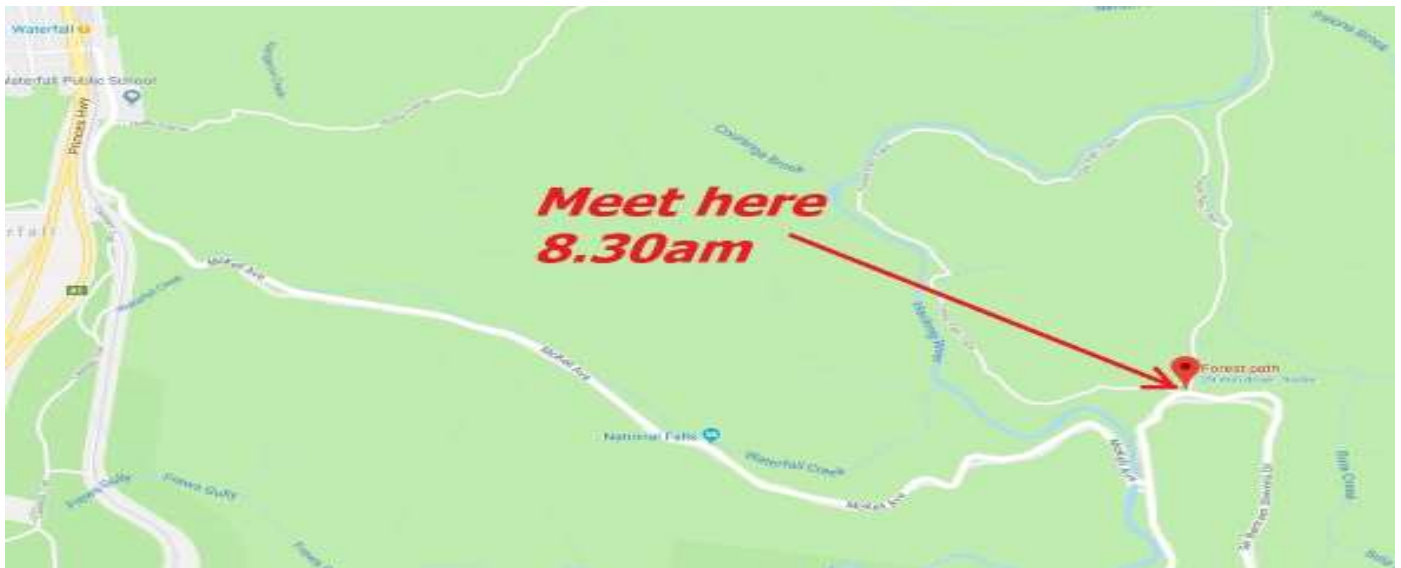
Thanks to all that have supported me and the Photographic Society over that time ... Greg



**NEXT OUTING SUNDAY 16<sup>th</sup> September**

## Lady Carrington Drive Walk (Waterfall end)

Meeting at Jannali High School if you want to car-pool, to leave at 8am, or at the Southern entrance of the Old Lady Carrington Drive at 8.30am (see map and picture below).





## **OUTING to ROOKWOOD CEMETERY (Hidden Exhibition 2018)** **(Unofficial Outing organised by Graham Grocott)**

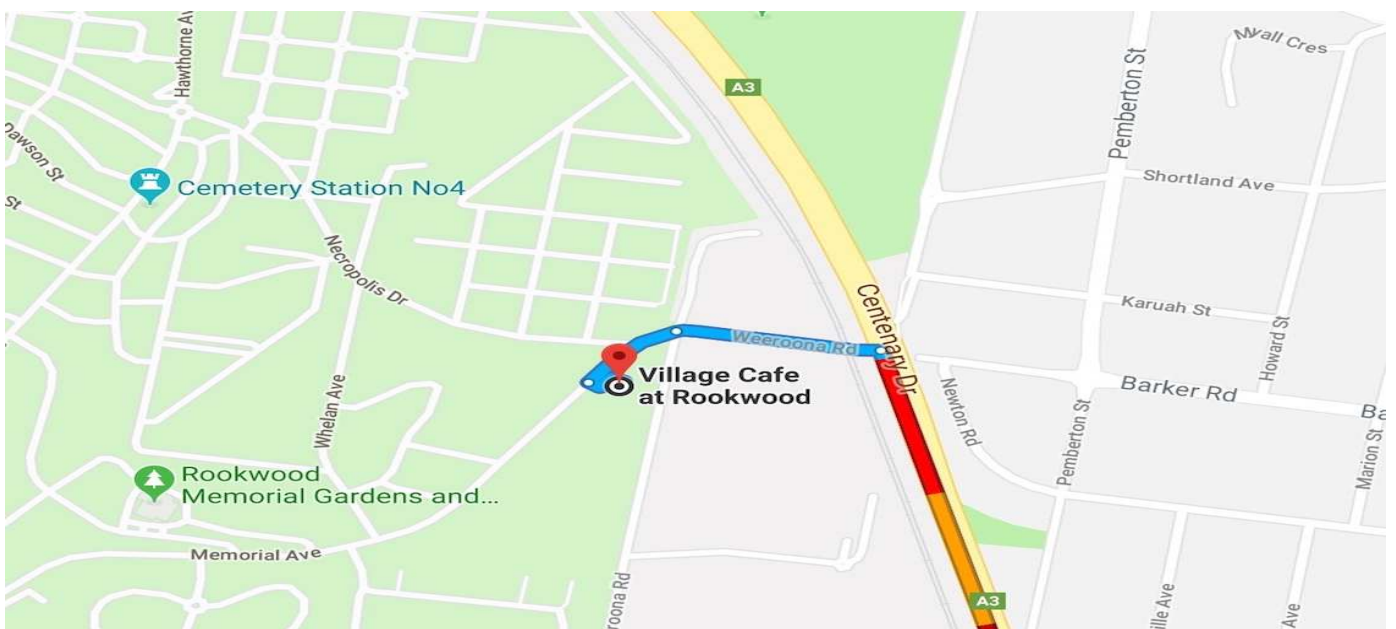

HIDDEN - A Rookwood Sculpture Walk is a free, public outdoor sculpture exhibition that takes place every year amongst the gardens and graves in one of the oldest sections of the Cemetery.

<http://www.hiddeninrookwood.com.au/hidden-exhibition-2018>

We will spend a few hours wondering around the sculptures which are located within the old section of Rookwood.

DATE: **Wednesday 26th September**

- . Times: 9:30am Sutherland to car pool, or 10:30am at Rookwood Cemetery
- . Meeting place to car pool - In the dirt car next to Sutherland Leisure Centre (unrestricted parking).
- . Meeting place if driving yourself to Rookwood - Village Cafe Rookwood (Corner of Necropolis Drive and Memorial Avenue, Rookwood). Enter from Weeroona Road, off Centenary Drive
- . For more details and updates please see the Facebook event on our facebook page or ring Graham or Barbara Grocott 0414996570 who will be leading this outing.





# ***AFRICAN TRIPS for 2019***

In June 2014, I took two Society Trips away to Central Australia. On one of these trips Myrza (one of our Society Members) brought along her sister Arne, who was visiting from South Africa (where the girls were born). Myrza now lives in Sydney, and Arne still living with her mum in South Africa (Mossel Bay).

Arne had been a Safari travel guide in Africa for more than 15 years and during our Centre trip, we started to discuss the possibility of the Society going on a Safari with her, where she could reduce the costs, by cutting out the middle-man.

What developed from this was 4 Safaris in 2015 (June – September). Two from Cape Town (South Africa) to Livingstone (Victoria Falls) on the Zambia/Zimbabwe border, and two going Victoria Falls to Cape Town. Countries visited on these Safaris included South Africa, Namibia, Botswana, Zambia & Zimbabwe.

Since our first Safari more than 126 Society members, their friends and families have been thrilled and overwhelmed by the African animals, landscape & culture, and the stark reality of third world countries. Last year we also ran two Migration Safaris to Kenya and Tanzania, with some people taking up optionals of visiting the Gorillas in Uganda, or/and Zanzibar.

2019 will be the last organised Photographic Society Safaris to Africa, so come with us, sharing the friendship of fellow Photographic Society members, their friends and families.

## ***Dates & Safaris for 2019 ...***

### **(1) Southern Africa (2<sup>nd</sup> July – 24<sup>th</sup> July)**

- . 23 day
- . Victoria Falls to Cape Town
- . Zimbabwe, Botswana, Namibia & South Africa
- . En-suite accommodation
- . Air conditioned transport

## **Some of the highlights include:**

Victoria Falls - Chobe National Park (River Cruise and 4x4 Game Drive and park fees) - Okavango Delta Panhandle (Boat Cruise, Mokoro (dugout canoe) adventure), Nature Walk and Sunset Cruise – Etosha National Park (staying 3 days in the park (park fees included), walking distance to the animals at the waterholes) – Visiting the cultures of the Kavango & Himba people including village tour & school visit – Twyfelfontein Rock Carvings – Petrified Forest – Thousands of Cape Fur Seals at the colony at Cape Cross – Guided Tour with Boesman (animal & plant survival in the desert) – Namib-Naukluft National Park and park - Desert (Sossusvlei, Dead Vlei, world's highest sand dunes & park fees) - Kolmanskop ghost diamond mining town entry including tour – Fish River Canyon (world's 2<sup>nd</sup> largest canyon) – Cape Town – Full Day Tour of Iconic Cape of Good Hope & Cape Peninsula & Penguin Colony.

Other options you might decide to do include Cruise on Walvis Bay, and the Majestic Table Mountain and Cable Car, or perhaps Cape Town Red Bus Tour, or visiting the colourful houses of unique Bo Kaap district in Cape Town.

So much to do ... so much to see ... A real bucket list adventure.








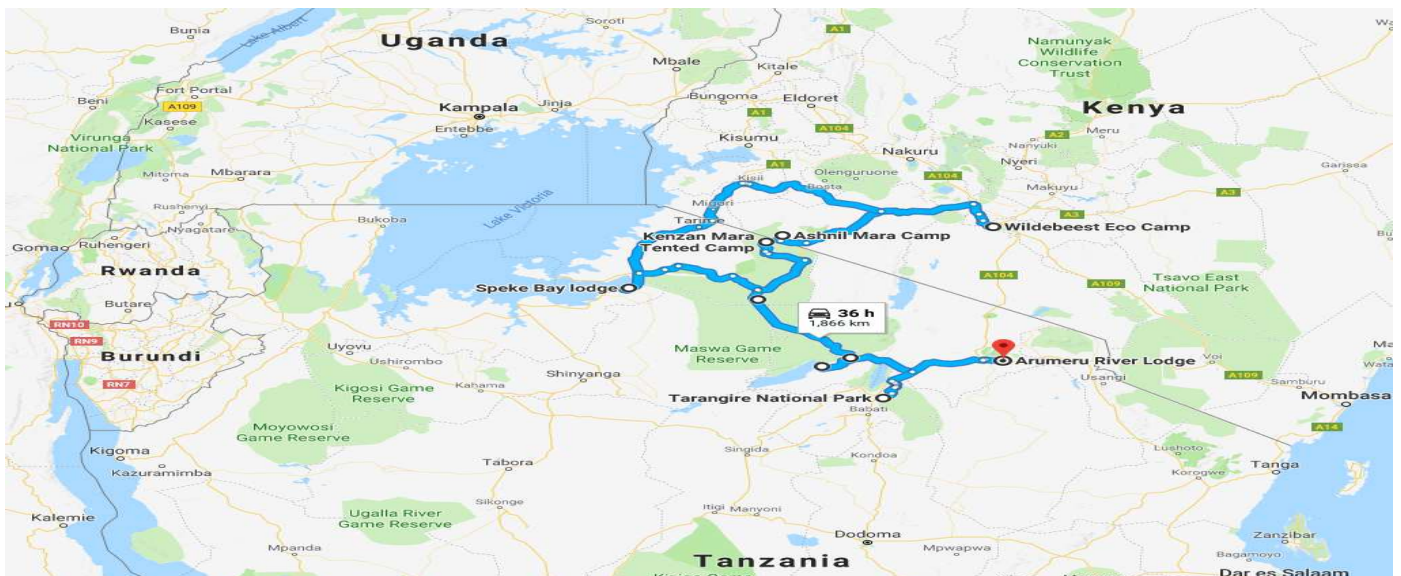
Cost: R67 500 (AUD\$6,400 - present exchange rate) *land content only*

## (2) Great Migration Safari (2<sup>nd</sup> – 17<sup>th</sup> August)


- . 16 day
- . Kenya & Tanzania (Masai Mara & Serengeti)
- . En-suite accommodation

### Some of the highlights include:

Witness a movement of over a million wildebeest, zebra and other antelope as they migrate across the Masai Mara and the Serengeti National Parks - Ngorongoro Crater – Tarangire National Park – Speke Bay (Lake Victoria) – visit a Maasai Boma where we will observe the unique culture of the Maasai people. Cultural visit to Hadzabe & Datoga. Lake Eyasi – Nearly every day is a game drive in modern 4 x 4 Toyota Land Cruisers.







Cost: US\$6,250 (AUD\$8,560 - present exchange rate) *land content only*



*Arné Muller*  
PHOTO SAFARIS

**<https://www.arnemuller.com/tours>**  
*(Itineraries & Maps)*

## **What to do now about next year's African Safaris**

To show interest WITHOUT a commitment at this stage, just give me a call (0415 412 244) or send me an email as soon as you can, so that we can see how many might be interested. Those people will then be sent further information as well as opportunity to come to an information night which will be held shortly.

Although I will be sending other information to those that have already shown interest in the past, I will still ask you to contact me still to confirm you are still interested, thank you ...

One of the reasons for wanting you to let us know if you are interested, is so we will be able to make decisions early enough, so that people will be able to make use of the opportunity of discounted air fares before the end of the year.

Hope to hear from you shortly & hopefully look forward to you joining us on this adventure,

Greg & Arne

---

## **NEXT SOCIETY MEETING** **Thursday 4<sup>th</sup> October**

1<sup>st</sup> floor 'Club on East' (previously Sutherland United Services Club - SUS Club) opp. the car park - western side of Sutherland Station. 7.15pm start on 1<sup>st</sup> floor. Well-lit car park behind the club. Drive up to the boom gate, tell them you're coming to the Photographic meeting - they will let you in. At reception, tell them you're going to the Photographic meeting upstairs ... *arrive at 7pm for 7.15pm start*

---

## **IMAGES to submit for SEPTEMBER Meeting**

For Outings & Tasks please submit 3 images renamed as below, thank you ...

You can send your renamed images by the 'WeTransfer program', till Tuesday 28<sup>th</sup> August. They will be shown at a future Society Meeting Presentation.

Rename your files to:

**Your name** LADY CARRINGTON WALK 2018-09

**Your name** C 2018-09 *(this is the task for September)*

---

## **TASK for SEPTEMBER – 'The letter C'**

3 x Images of subjects that represent the letter 'C'.

Images can be submitted to [gphoto@optusnet.com.au](mailto:gphoto@optusnet.com.au) by 'WeTransfer' till Monday 1<sup>st</sup> October, to be shown at a future Society Meeting Presentation.

Please name your files: **Your name C 2018-09**

---

## **UPCOMING TASKS**

Tasks ahead of time, to allow them more time to prepare some images.

**TASK for:**  
September – The letter 'C'  
October – 'Falling' (Jump)  
November – 'Fluid'  
December – 'Celebration'



## **RENAMING FILES before Submitting (TASKS, OUTINGS, TRIPS AWAY)**

I really would like people who are submitting images for TASKS, OUTINGS or TRIPS AWAY to rename their files before submitting please.

I get a lot of files coming in, but if the name of the file is e.g. img2356.jpg or Tree at Albury.jpg it means that I have to rename the file with your name & e.g. TASK before I can use them in a presentation.

If I simply download the files out of the WeTransfer into a folder for the TASK, the latter I don't know who belongs to the images, and I cannot check if all the downloaded files are there.

So here are the instruction for PC & Mac so that you can rename for me ...

### **RENAMING images on (PC)**

- While holding down CTRL on keyboard, left click on file or thumbnail of images you want to rename
- These images will be highlighted
- Go back to **first** thumbnail you highlighted & right click it (dropdown box appears)
- Left click on **Rename** (2<sup>nd</sup> option from bottom)
- Filename under 1<sup>st</sup> thumbnail now turns darker blue
- Type your new filename: **Name (space) TASK or OUTING (space) Month-Year**  
e.g. **Greg Ford FOGGY 7-2018**
- Then hit ENTER
- Note: A number in brackets is automatically added at the end e.g. (1) (2) (3)
- The selected files will now be renamed ...
- So if you were renaming 3 files, then they would now look like this ...  
e.g. Greg Ford FOGGY 7-2018 (1)  
Greg Ford FOGGY 7-2018 (2)  
Greg Ford FOGGY 7-2018 (3)

### **RENAMING images (APPLE MAC)**

- Locate images in relevant folder and highlight all using one of the 2 methods below:
  - Option 1:
    - High light first image at top of list
    - Hold down Ctrl + Shift Key on keyboard
    - Click on last image in list. All images will now be highlighted
  - Option 2:
    - Hover cursor over first image (top left white area of your image)
    - Now click in that area and drag mouse down over your 3 images you want to rename
    - As you drag your mouse over them, the images automatically highlight
    - Right Click over highlighted images
  - Select 'Rename items' and select the below from the various drop down menus in the box that appears:
    - Ensure 'Format' is showing in the first field.
    - Name Format: 'Name and Index'
    - Where: 'after name'
    - Custom Format: **Name (space) TASK or OUTING (space) Month-Year**  
e.g. **Greg Ford FOGGY 7-2018**
    - Add number in brackets at end  
Greg Ford FOGGY 7-2018 (1)  
Greg Ford FOGGY 7-2018 (2)  
Greg Ford FOGGY 7-2018 (3)
    - Unfortunately Mac does not automatically add brackets before and after the image numbers. You will have to manually do this after renaming. Or you could add a dash (-) behind the Custom Format and forget about adding brackets. Instead your image name will look something like this eg: Greg Ford LINES (1).jpg

**Send FULL SIZE images with WeTransfer – DON'T RESIZE (creates problems in Presentation)**

Note: These instructions are available at the desk when you arrive at meetings.



## **MOMENTO VOUCHER (Sophie Brown)**

We are pleased to announce that MOMENTO PRO have sent SAPS a 'sample package' that will be available for all members to view at upcoming meetings.

**As part of this package we have a \$150 voucher to give to one of the members of SAPS.**

Registered Members with MOMENTO PRO will go into a draw to win the voucher.

Please register online with MOMENTO PRO by 30th September 2018. Refer to this link:

<https://www.momentopro.com.au/client/register-pro/step-one>

The draw to win the voucher will occur at the October meeting ...

---

## **Next 'Understanding Digital Photography Course' starts Mon 24th Sept**

For those that want to have a better understanding of Digital Photography, and be in control of the images you create. Monday Night Course (24 hours) starts Monday 24<sup>th</sup> September – 26<sup>th</sup> November.



**Sutherland Shire Photography**

Photography Courses  
& Private Lessons

**Greg Ford 0415 412 244**

email: [gphoto@optusnet.com.au](mailto:gphoto@optusnet.com.au)  
flickr: [www.flickr.com/photos/13286489@N07](https://www.flickr.com/photos/13286489@N07)

website: [www.SutherlandShirePhotography.com.au/digital-photography-classes](http://www.SutherlandShirePhotography.com.au/digital-photography-classes)



**Photography Courses & Private Lessons**

- . Courses range from beginner to advanced
- . Learn to create images, rather than take images
- . Why do you have a good camera, if you don't know how to use it?
- . People get frustrated with their camera, so select Auto, and Auto is locking away 50% of the camera's ability to create

**Course is 10 sessions (25 hours) including 10 hours in 4 practical (hands-on) workshops**

With my 'Understanding Digital Photography Course' I start from the basics, and will teach you enough so you will be able to take any subject in any light, and if it does not work, you will know what to do to fix it ...

Teaching the Shire photography for over 13 years, to more than 2,500 residents

Gift Certificates available

**Interested ... Give me a call – 0415 412 244 (Greg)**



## INTERNET SPEED TEST

For those that wonder how *FAST* ... I mean slow your internet is going, here is a simple test to find out ...

- Google 'Ookla'
- Click on Ookla Speedtest

### Speedtest by Ookla - The Global Broadband Speed Test

[www.speedtest.net/](http://www.speedtest.net/)

Test your Internet connection bandwidth to locations around the world with this interactive broadband speed test from Ookla.

#### Ookla Speedtest

... around the world with this interactive broadband speed

#### Apps

With billions of tests worldwide, we meet you where you are with ...

#### Android

Download the free Speedtest app for Android and check if your ...

[More results from speedtest.net »](#)

#### Windows

Download the free Speedtest desktop app for Windows to ...

#### Speedtest Servers

The Speedtest® Network: Our strength is in our hosted servers ...

#### Google Chrome

Speedtest For Chrome — Measure your ping, download, and ...

- Click 'Begin Test'



- Download Speed Test starts ...



- Then continues to Upload Speed test ...





- Results are shown ...



- These are my Optus National Broadband results on the max. 100 Mbps rate ... Certainly does not relate to actual speed does it ...

## **Flickr Instructions**

I have been compiling a Powerpoint Presentation of instructions for joining flickr but am finding the file too big to send to people, so I am rebuilding it in a Word doc, then I will make it into a pdf, and send it out.

The promotion of the Society Flickr page was decided by the Steering Committee, and is to enable members ONLY to post their images on this site as a way to show other members what their photographic journey is about. So many times, we take photos, and if there not for a Task, Society Outing or Trip Away, their never seen.

The filters on the Society Flickr page are locked down – nothing but images from Members only, and only max. of one a day, with the opportunity to see the exif (shooting) data, and make comments if you wish ... Just a simple way of expressing your photography, so, if not now , then after the instructions are finished, join us, to enjoy your photography even more ...

In the meantime, anybody who would like to join the Photographic Society Flickr page and has not yet let me know, please send me a message, ring or email me and ask for the Flickr instructions to be sent out when I finish the pdf,

Greg



## LOOKING to BUY a ZOOM LENS ...

My apologies ...

In the last newsletter I mentioned that a lady in the Society (Elizabeth) is looking to buy a telephoto lens for her Nikon DSLR. It should have been for a CANON DSLR, not a ~~Nikon~~. It can be 70-300, 100-400 or 150-600. Ring 0428 945 670 if you have a lens for sale.

---



## UPCOMING Activities (SAPS)

### SEPTEMBER

- 6<sup>th</sup> Thu **Meeting was rescheduled to 30<sup>th</sup> August** (*Club was not available in September*)  
16<sup>th</sup> Sun OUTING – Lady Carrington Drive Walk (*details in this newsletter*)  
26<sup>th</sup> Wed Unofficial OUTING - Rookwood Cemetery - Graham Grocott (*details in this newsletter*)

### OCTOBER

- 4<sup>th</sup> Thu 7.15pm SOCIETY MEETING – 1<sup>st</sup> Floor 'Club on East'  
7<sup>th</sup> Sun OUTING – Barangaroo (*train to Wynyard*)  
16<sup>th</sup> Mon Society members leave for South Island New Zealand trip away  
30<sup>th</sup> Tue Society members return from South Island New Zealand trip away  
31<sup>st</sup> Wed **7.15pm Society Meeting – 1<sup>st</sup> Floor 'Club on East'** (*Club is unavailable on 1<sup>st</sup> November*)

### NOVEMBER

- 1<sup>st</sup> Thu **Rescheduled Society Meeting back to Wed 31<sup>st</sup> October** (*Club not available on this night*)  
18<sup>th</sup> Sun OUTING – Lime Kiln Wetlands and Dairy Creek, Oatley

### DECEMBER

- 1<sup>st</sup> Sat **Society Xmas BBQ at Bundeena House**  
6<sup>th</sup> Thu 7.15pm SOCIETY MEETING – 1<sup>st</sup> Floor 'Club on East'  
9<sup>th</sup> Sun OUTING - t.b.a.
- 



Thanks to Tony and the staff of Digi Direct (Miranda) for their support of our Photographic Society. For all your photographic requirements, see them – Bottom level, Shop 1098, Westfield Miranda (9589 5700)



### ***Participating in the 'Shire Amateur Photographers' Society' (SAPS) Activities***

- o *Membership (2018)* \$30 (calendar year)
- o *Meeting attendance* \$ 5 (you can attend 2 meetings before joining)
- o *Society Outings/Outside Activities* – Society must have a Risk Warning, Release and Waiver Form signed
- o *Unofficial Outings/Activities:* These events are not formally run by the Society. They are activities that some of the Society members, friends, and families may join in together as private activities. These events may be promoted though on the SAPS Facebook site for anybody interested
- o *A Risk Warning, Release and Waiver form must be filled in if participating in a Society activity and will remain ongoing as long as you participate in Society activities.*

### ***Participating in ‘Sutherland Shire Photography’ (SSP) Activities***

- *Night & Day Mystery Tours and Trips Away require you to sign a Risk Warning, Release and Waiver Form*
- *Trips Away (Society Members only) Active members take precedence, but family and friends can go on waiting list, so that if additional numbers are required (closer to departure), they are welcome to fill the gaps.*

*Note: All people going on Trips Away must be members of the Society.*

[www.sutherlandshirephotography.com.au](http://www.sutherlandshirephotography.com.au)

0415 412 244

[gfphoto@optusnet.com.au](mailto:gfphoto@optusnet.com.au)