

Shutter Talk

A photographer's thoughts ©2013



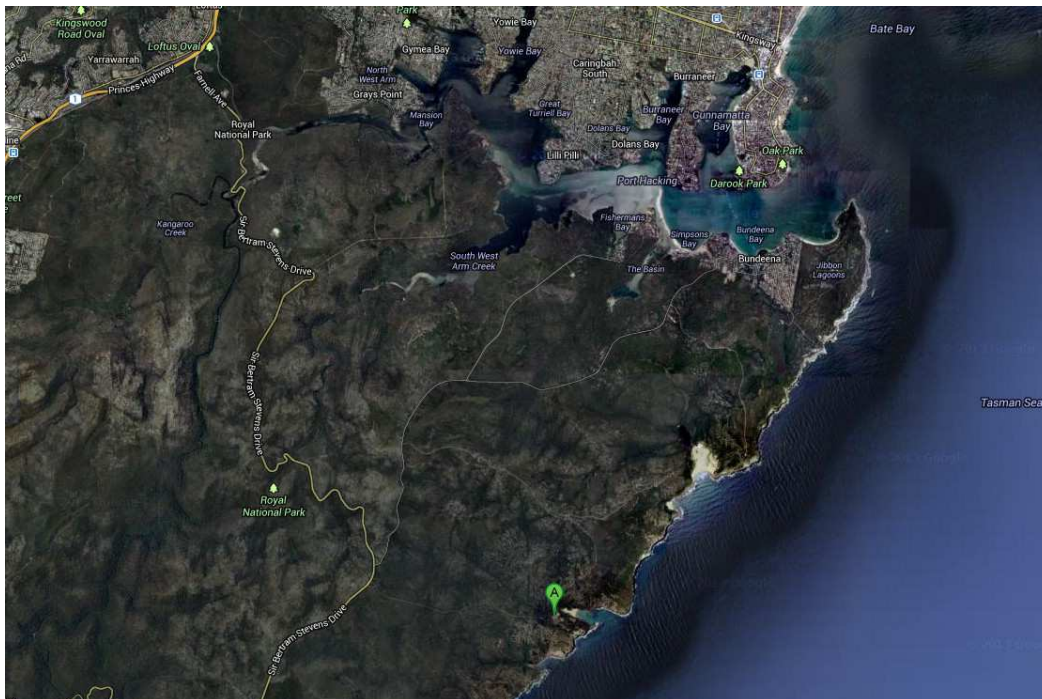
My name is Greg Ford and I'm a professional photographer in the Sutherland Shire – Sydney, Australia. This blog is a reflection of my thoughts behind the images. From the inspiration to the capturing of an image - the technical bits including camera settings, the compositional options, the whys and the why nots - to the final enhanced images.

Wattamolla (Royal National Park) – (ST0001) Sunrise

DATE: 16/12/12 (5.40am)

LOCATION: Wattamolla, Royal National Park (50km from Sydney)

MAPS



OVERVIEW

Great morning as we parked the cars in the carpark, looking for who else from the Society had decided to come to make the most of the morning light. We headed off, torches in hand following the bush track to the coast. The light was just starting to filter through the trees ahead of us with probably 25 minutes till sunrise. There was no wind and a pleasant temperature being mid December. We passed the last of the bush on the track to realise that although it was a great morning, there was a lack of any cloud in the sky.

THINKING ABOUT THE SHOOT

Oh well, the challenge is how to make the most of the light we had. Obviously, getting 50% of sky in the image was not going to help the composition. Was thinking of getting the rocky coastline as the primary subject, with the first direct light bouncing off the eastern facing rock face, at least before it got too high off the horizon.

GEAR

5DII, Canon 17-40mm 4f L lens, Cokin P121 (medium) graduated ND filter, circular polariser,

THOUGHTS

First shots did not have the appeal. Not enough height, and not a pleasing composition. I started to climb along the track that skirted the rocky drop hoping to find a better shot, and then, after moving around a rocky outcrop, found a great location.

FAVORITE IMAGE



SETTINGS

Mode: Aperture priority
Focal Length: 17mm on 17-40 canon lens
Aperture: f22 to reduce the shutter speed for water blur
Shutter Speed: 4sec
ISO: 100
Metering: Evaluative
Exposure Comp: + 2/3rds
White Balance: Shooting RAW, I rarely change the white balance from AWB
Other : Circular polariser, Cokin P121 (medium) graduated ND filter
Flash: No


COMPOSITION & FINAL THOUGHTS


Was happy with the results of this image. The composition leant to a panoramic crop, but when you are shooting wide angle, I tend to prefer this style in most situations, especially when the sky is not going to add to the shot. Just caught enough light on the rock face – not too dominating. I cropped out most of the sky due to the lack of colour, besides, the rock face was reflecting the orange glow of the morning sun anyway.

ENHANCEMENT

Adobe Photoshop Lightroom 4.4

OTHER IMAGES





One of our Photographic Society group, Yvonne, captured me capturing the shot ...

Happy shooting,
Greg

Shire Amateur Photographers' Society

'Our aim is not to compete against each other – rather, to learn from each other'

Greg Ford 9528 3475 (0415 412 244) Blog: www.sutherlandshirephotography.com.au email: gphoto@optusnet.com.au



S.A.P.S. (Shire Amateur Photographers' Society)



Shire Amateur Photographers' Society